





Product Data Sheet

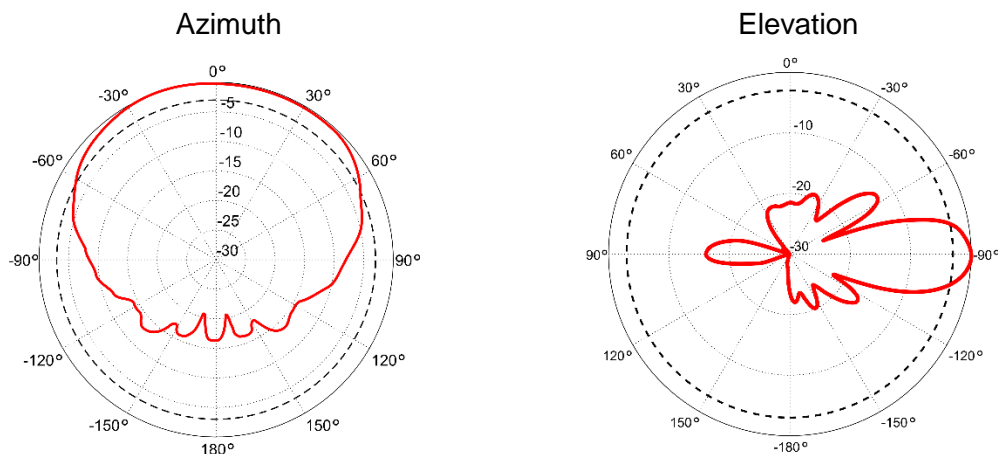
 1-855-276-(KPPA) 5772 or 780-702-7577
 info@kppperformance.ca
 15497 117 Ave, Edmonton, AB T5M3X4, Canada
 5000 W. Proviso Dr, Unit #2 Melrose Park, IL 60163, USA



KPPA-900-120-11.5			
Electrical		Mechanical	
Frequency range	902 - 928 MHz	Dimensions	27.5" x 7" x 3.5"
Polarization	Horizontal	Weight	7 lb
Gain	11.5 dBi	Mounting method	Pipe Mount
Azimuth 3dB beamwidth	120°	Mounting pole dia	1¼" – 3 ½"
Elevation 3dB beamwidth	24°	Surface Finish	Matt powder coat
Electrical Downtilt	0°		
VSWR	< 1.5:1	Environmental	
Return loss	> 14 dB	Temperature range	-40° to +60° C / +140° F
F/B ratio	> 17 dB	Wind speed	160 km/h / 10- mph
Input power	50 W max	UV protection	UV resistant powder coat
Impedance	50 Ω	Ingress protection	IP55 rain resistant
Connector Type	Type N Female		

Antenna Features

- Horizontal Polarization
- Allows you to install 3 sector antennas on smaller tower
- Heavy duty mounting brackets & antenna shell



ANTENNAS ENGINEERED & MANUFACTURED TO EXCEED INDUSTRY STANDARDS